

## **Course Summary for "GIS and Climate Change, GISN22" vt 2021**

**Course coordinator:** Anna Maria Jönsson

**Teachers in the course:** Anna Maria Jönsson, Tetiana Svystun, Mats Lindeskog, Fredrik Lagergren, Wenxin Zhang

**Number of students:** 50 students completed the course and filled in the survey 2020-2021

**Grade distribution:** 0 UK, 14% G, 86% VG

### **Evaluation**

#### **Summary of the course evaluation**

In general the students that finished the course were satisfied with the course and the fulfilment of the course aims (overall score of 4.1 and 4.3, on a scale 1-5). Some students found the course content and workload to be high in relation to the ECTS credits (3.8, on a scale 1-5).

The teachers provided motivation and inspiration (score 3.9), as well as useful feedback (score 4.1), and the practical arrangement of the course scored 4.1.

#### **Comments from the teaching team**

In comparison with 2020, 2021 scored slightly higher.

#### **Evaluation of changes implemented since the last time the course was given**

The transfer of the course to CANVAS was delayed one year.

#### **Suggestions for changes to implement before the course is given the next time**

Before next time (VT2022), the course will be transferred from Moodle to CANVAS, and the opportunity to update the course material and instructions should be taken.

2023-03-08, this summary was done by Anna Maria Jönsson

# GISN22 evalutaion

Answer Count: 50

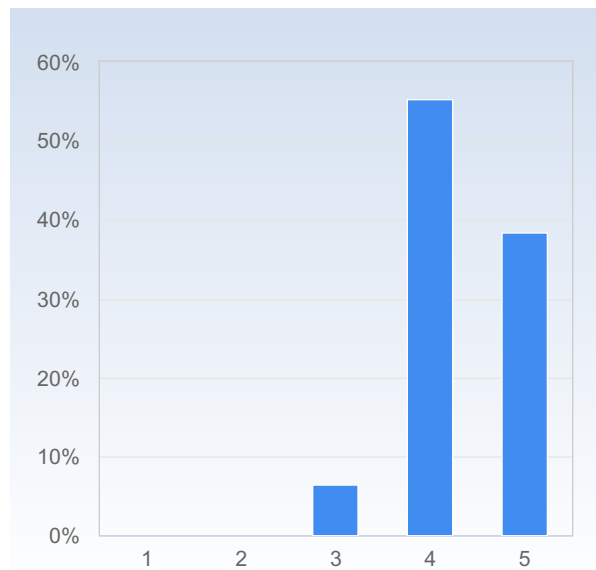
## Part I: The course in general

(If not indicated in another way: 1= not at all, 5=very well)

The aim of the course is to give advanced theoretical and practical knowledge within spatial analysis and geographic information processing with special focus on how these can be used for studies and analysis of climate changes and its consequences. The course also intends to provide relevant knowledge about mechanisms and reasons for climate change and how different climate models are used to describe this.

### Do you think that the aim, as described above, has been reached well in this course?

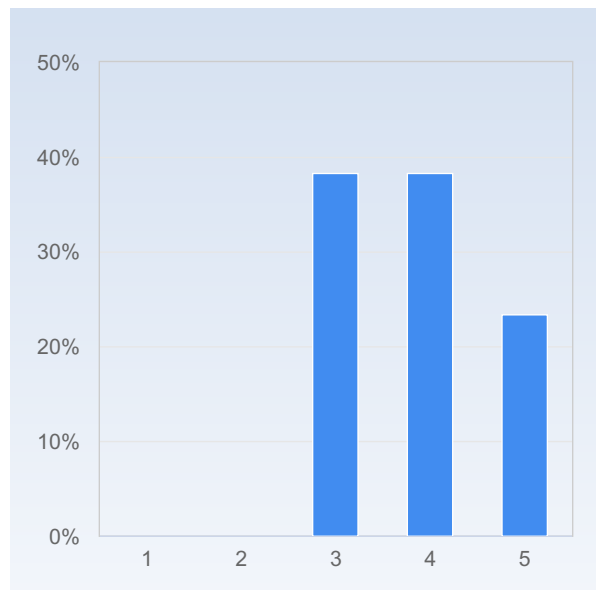
Do you think that the aim, as described above, has been reached well in this course?	Number of responses
1	0 (0,0%)
2	0 (0,0%)
3	3 (6,4%)
4	26 (55,3%)
5	18 (38,3%)
Total	47 (100,0%)



Do you think that the aim, as described above, has been reached well in this course?	Mean	Standard Deviation
	4,3	0,6

### How was the workload of the course? (1=to low, 3= OK, 5= to much work)

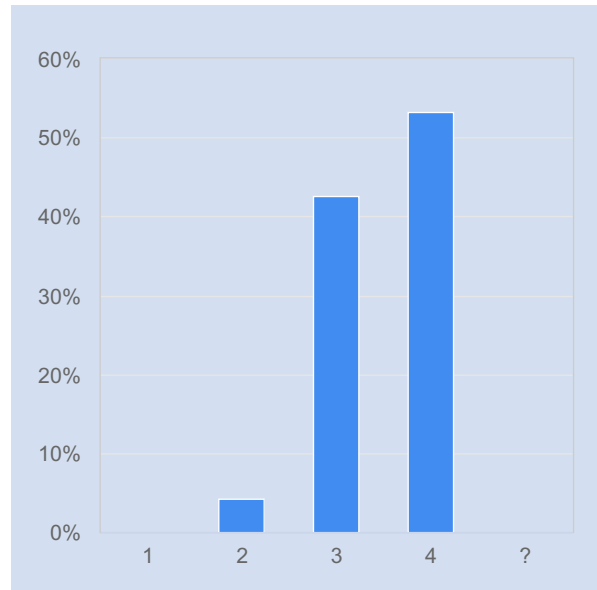
How was the workload of the course? (1=to low, 3= OK, 5= to much work)	Number of responses
1	0 (0,0%)
2	0 (0,0%)
3	18 (38,3%)
4	18 (38,3%)
5	11 (23,4%)
Total	47 (100,0%)



How was the workload of the course? (1=to low, 3= OK, 5= to much work)	Mean	Standard Deviation
	3,9	0,8

**Was the course as you expected (1=No, not at all,2=No, not really, 3=yes, partly, 4=Yes, completely, ?= do not know)**

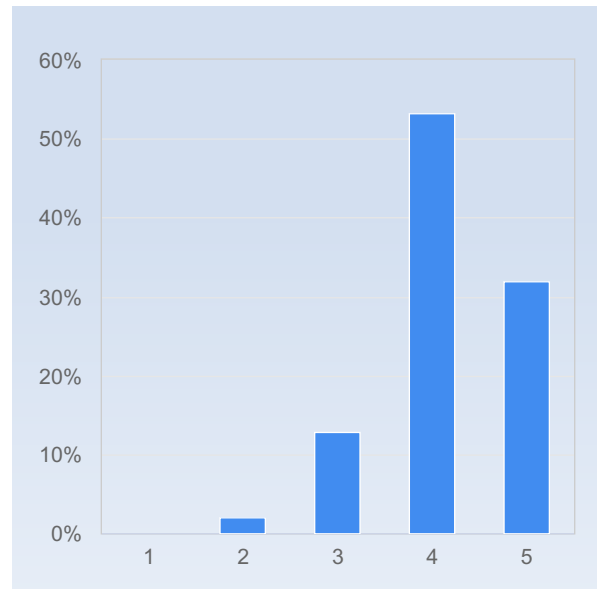
Was the course as you expected (1=No, not at all,2=No, not really, 3=yes, partly, 4=Yes, completely, ?= do not know)	Number of responses
1	0 (0,0%)
2	2 (4,3%)
3	20 (42,6%)
4	25 (53,2%)
?	0 (0,0%)
Total	47 (100,0%)



Was the course as you expected (1=No, not at all,2=No, not really, 3=yes, partly, 4=Yes, completely, ?= do not know)	Mean	Standard Deviation
	3,5	0,6

**How do you grade the course as a whole? (1=very bad, 5= very good)**

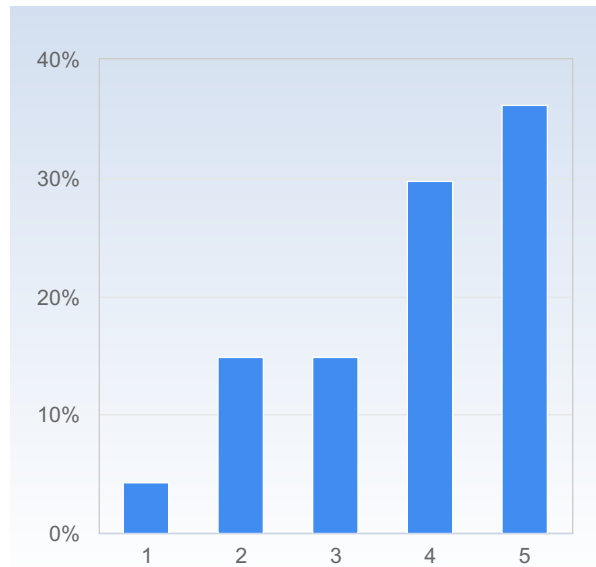
How do you grade the course as a whole? (1=very bad, 5= very good)	Number of responses
1	0 (0,0%)
2	1 (2,1%)
3	6 (12,8%)
4	25 (53,2%)
5	15 (31,9%)
Total	47 (100,0%)



How do you grade the course as a whole? (1=very bad, 5= very good)	Mean	Standard Deviation
	4,1	0,7

**Does the course content and work load corresponds to the course credits (1= No, not at all, 5= yes, entirely)**

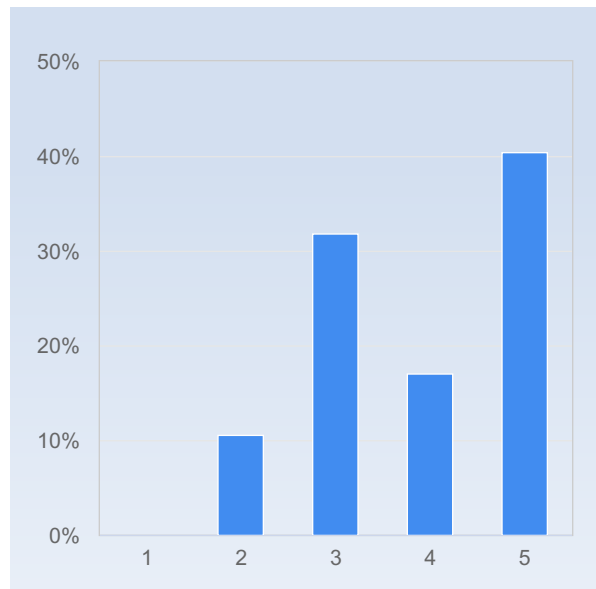
Does the course content and work load corresponds to the course credits (1= No, not at all, 5= yes, entirely)	Number of responses
1	2 (4,3%)
2	7 (14,9%)
3	7 (14,9%)
4	14 (29,8%)
5	17 (36,2%)
Total	47 (100,0%)



Does the course content and work load corresponds to the course credits (1= No, not at all, 5= yes, entirely)	Mean	Standard Deviation
	3,8	1,2

**Did the teachers motivate you and inspire you ? (1=no, not at all, 5= yes, very much)**

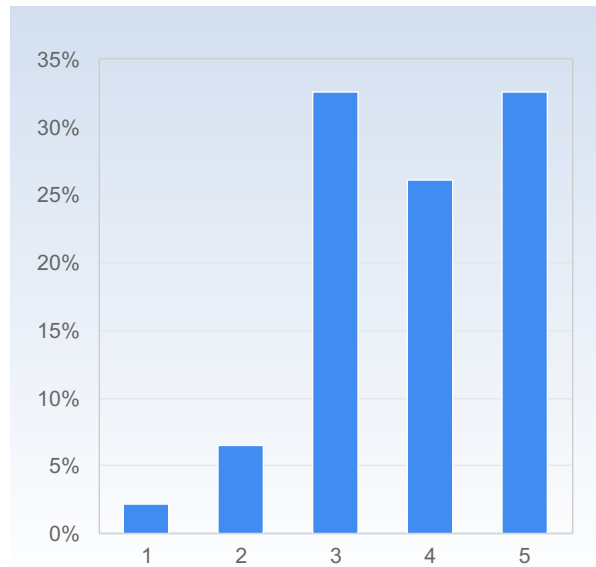
Did the teachers motivate you and inspire you ? (1=no, not at all, 5= yes, very much)	Number of responses
1	0 (0,0%)
2	5 (10,6%)
3	15 (31,9%)
4	8 (17,0%)
5	19 (40,4%)
Total	47 (100,0%)



Did the teachers motivate you and inspire you ? (1=no, not at all, 5= yes, very much)	Mean	Standard Deviation
	3,9	1,1

**Did you get enough training in written communication? (1=No, not at all, 5= Yes, completely)**

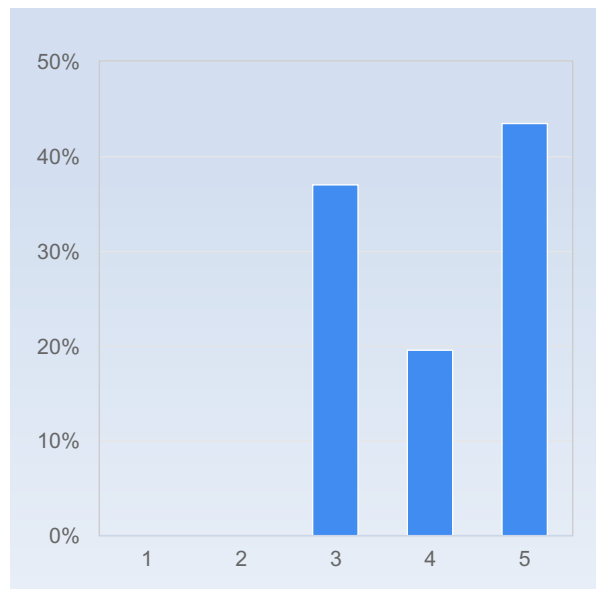
Did you get enough training in written communication? (1=No, not at all, 5= Yes, completely)	Number of responses
1	1 (2,2%)
2	3 (6,5%)
3	15 (32,6%)
4	12 (26,1%)
5	15 (32,6%)
Total	46 (100,0%)



Did you get enough training in written communication? (1=No, not at all, 5= Yes, completely)	Mean	Standard Deviation
Did you get enough training in written communication? (1=No, not at all, 5= Yes, completely)	3,8	1,0

**Did you get useful feedback on your work and help to understand difficult material during the course? Help during work, answers on questions, useful comments on hand-ins (1=not at all, 5= completely)**

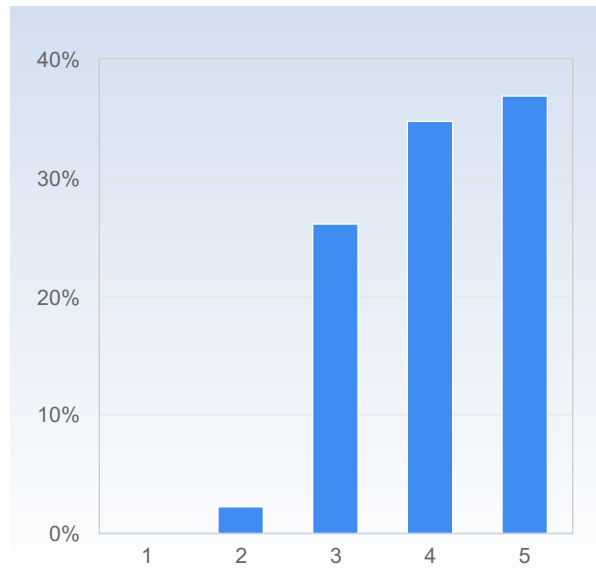
Did you get useful feedback on your work and help to understand difficult material during the course? Help during work, answers on questions, useful comments on hand-ins (1=not at all, 5= completely)	Number of responses
1	0 (0,0%)
2	0 (0,0%)
3	17 (37,0%)
4	9 (19,6%)
5	20 (43,5%)
Total	46 (100,0%)



Did you get useful feedback on your work and help to understand difficult material during the course? Help during work, answers on questions, useful comments on hand-ins (1=not at all, 5= completely)	Mean	Standard Deviation
Did you get useful feedback on your work and help to understand difficult material during the course? Help during work, answers on questions, useful comments on hand-ins (1=not at all, 5= completely)	4,1	0,9

## How was the practical arrangement of the course: schedule, course page information etc? (1=very bad, 5= very good)

How was the practical arrangement of the course: schedule, course page information etc? (1=very bad, 5= very good)	Number of responses
1	0 (0,0%)
2	1 (2,2%)
3	12 (26,1%)
4	16 (34,8%)
5	17 (37,0%)
Total	46 (100,0%)



	Mean	Standard Deviation
How was the practical arrangement of the course: schedule, course page information etc? (1=very bad, 5= very good)	4,1	0,9